



A-dec 500

A-DEC.COM/500EXPERIENCE

 a dec®

Empowering you to do your best.

We believe in moving the dental community forward.

We believe that simplicity is elegant, knowledge is imperative, and deep understanding is the foundation of all we do.

We believe in innovation. Comfort within your work-life.

And the right to excess energy at the end of the day.

At A-dec, we believe in empowering dentists to focus on what truly matters most: your patients.



WE BELIEVE.



EXPERIENCE THE NEW A-DEC 500.



A legend, redefined.

In a world of complex technology and noise, we bring you intelligent simplicity and infallible peace of mind. Designed to function holistically and intuitively, the new A-dec 500 quietly slips into the background, reacting to your every move, without pause. Experience the next level A-dec 500.

OPTIMAL ACCESS Get in close and position everything you need within reach.

FLEXIBLE INTEGRATION What you need today, with a flexible design that lets you configure the clinical instruments you choose.

INTELLIGENT CONTROL Customizable and easy to navigate. Add additional instruments now or later. You're in control.

SUPERIOR CARE Comfort and stability add up to a superior patient experience.







[01]

EXPERIENCE OPTIMAL ACCESS.

Perfect proximity.

Everything you need is easy to position and comfortably within reach. Close to your patient, your posture is healthy, your view is clear and your reach is minimal. It's amazing how time flies when you're comfortable.

EFFORTLESS ADJUSTMENTS.



The freedom to focus.

It's true. You can activate, deactivate, position and place your instruments without looking away from your procedure, and without a conscious thought. We've worked hard to keep the equipment and technology simple to maintain your confidence in front of patients.

POSITIVE POSITIONING Smoothly and precisely situate the delivery where you want it, and count on it to stay.

ONE-HANDED ADJUSTMENTS Effortlessly position the delivery system with one hand – or finger if you'd like.

AMBIDEXTROUS DELIVERY Go from left to right-handed delivery in seconds. The centrally located handle and screen are reachable and visible from either side.

DELUXE PLUS TOUCHPAD Dynamically displays only the function that you are in, for uncomplicated ease of use.

AUTOMATIC BRAKING Grasp the handle and the flexarm brake automatically releases. We call it capacitive activation, but you'll just call it effortless.



POSITIONING WITHOUT COMPROMISE.



PERFECT POSITION HEADREST

Access angles can make the difference between a long day and a good day. The A-dec 500 headrest adjusts with the press of a lever, so an optimal view of the oral cavity is all yours.

THIN FLEXIBLE BACK

A-dec's signature ultra-thin back and headrest allow you to work in a comfortable position – legs under your patient, elbows at your side.





POSITIONABLE DELUXE PLUS TOUCHPAD

The screen tilts and the arm rotates for precise viewing from multiple angles. Since you can move the delivery system arm for right- or left-handed operators, you get optimal visibility from either side of the control head.

EXTENDED REACH TUBING

Longer instrument tubing reduces in-procedure resistance and fatigue.
(Available on the A-dec Continental®)


REMOVABLE TRAY HOLDER

Integrated, stackable, customizable tray holds everything you need, while making smart use of treatment room space.



[02]

EXPERIENCE FLEXIBLE INTEGRATION.



Forward-thinking design.

A-dec products are engineered to last, but technology is ever-changing. With a flexible, forward-thinking design, the A-dec 500 perfects your practice today – and grows with it tomorrow.

SKILFUL MOVEMENTS.



*I love this delivery system!
It moves effortlessly, feels
weightless in my hand and the
integrated technology makes
it efficient and easy to use.*

MEGAN NEVILLS, DMD
ALOHA, OREGON, USA



Empowered choice.

We worked diligently to ensure that the new A-dec 500 delivery system integrates with most clinical devices, so that you can work with the instruments you choose. Even if your future practice goals evolve, you have the option to reconfigure your delivery and embrace new capabilities.

CUSTOMISABLE PLACEMENT With six positions on the control head, you can integrate practically any combination: from cameras and scalers to curing lights and electric motors.

ADJUSTABLE HANDPIECE HOLDERS Each position is movable, so you can tilt the handpieces downward to easily grip when in use, and return upright for safety when they're not.



PRACTICE PERFECT.



*Combines the cutting efficiency
and control of electric with
the tactile feedback of air.*

MICHAEL VAN GORDON, DMD PC
ST. HELENS, OR, USA



Powerful as electric. Light as air.

ONE HANDPIECE, MULTIPLE APPLICATIONS Primea™ Advanced Air® from W&H® is the world's first air-driven, high-speed handpiece with an adjustable bur speed and constant removal rate – even with increasing pressure.

Integrated with the A-dec 500*, this award-winning new technology is compact and lightweight, yet powerful and precise. A sensor in the handpiece head

constantly measures the rotation speed of the bur on the tooth, immediately adjusting the air supply to maintain maximum treatment efficacy at all times. With one handpiece, you can efficiently achieve a complete high-speed range of procedures, opening new possibilities for your practice.

Who says perfection isn't achievable?



*Optional upgrade. Burs sold separately.





[03]

EXPERIENCE INTELLIGENT CONTROL.

*Predictable and
intuitive.*

It's unspoken, but you feel it. That "at ease" reassurance of knowing that your equipment is predictable, responsive and intuitive, complementing your every skilful movement. So you can focus on what matters most: your patient.

INSPIRED CONFIDENCE.



Unassumingly responsive.

Built-in details and holistic control let you seamlessly access, activate and deactivate your clinical instruments and devices without giving it a thought. In essence, the equipment disappears, allowing you to focus on dentistry.

INTELLIGENT SCREEN Visual, iconic controls only display the settings that you need.

AUTOMATED ACTIVATION Screen readout activates when you pick up your instrument.

LED COOLANT INDICATOR Lights up when a handpiece is lifted out of the holder, so that you can make adjustments without second guessing.

DUAL OPERATOR SETTINGS Access your personalised settings on shared equipment with a single touch.



MODERN SIMPLICITY.

Uncluttered and uncomplicated.

New Deluxe Plus touchpad minimises the extraneous and dynamically displays only what you need, when you need it, based on the procedure or task at hand. The familiar soft-touch-activating glass touchpad is easy to sanitise.

Clean and simple.





A/B USER SETTING

Programmable settings are available for two users (designated as A and B).

INSTRUMENT MEMORY SETTINGS

Set specific bur speeds on Advanced Air handpieces. Use these memory pre-sets for your other compatible instruments, too.

HANDPIECE MODE

Advanced Air or basic? Easily switch between handpiece operating modes.



WATER COOLANT

Activate on/off from screen or foot control. The delivery system light shows your handpiece position.





[04]

EXPERIENCE SUPERIOR CARE.

Sleek, yet supportive.

Gentle, supportive comfort puts your patients at ease for a positive experience that sets you apart.

CONSISTENT COMFORT.



Whole body support.

Is comfort a feeling or a science? It's both. By reducing pressure points and streamlining support through scientific pressure mapping, the A-dec 500 ensures patient comfort during procedures. And when your patient is relaxed, so are you.

DOUBLE-ARTICULATING GLIDING HEADREST Adjust to your patient for consistent support.

SLEEK BACKREST There is a purpose behind the flexible thin back. The stingray shape reflects the anatomy of the patient's body, offering full support while leaving you space to move in close.

SECURE ARMRESTS Support patient weight when they need it, and move out of the way when they don't.

TOEBOARD TILT When the chair reclines, the toeboard imperceptibly raises a full 23 cm (9") for a gentle cradling effect. All your patient feels is relaxed.



ATTENTIVE DESIGN.

INSTANT COMFORT

Getting comfortable in the chair isn't the patient's responsibility. It's ours. So, we designed it to support your patient's entire body from the moment they sit down.

GENTLE START/STOP

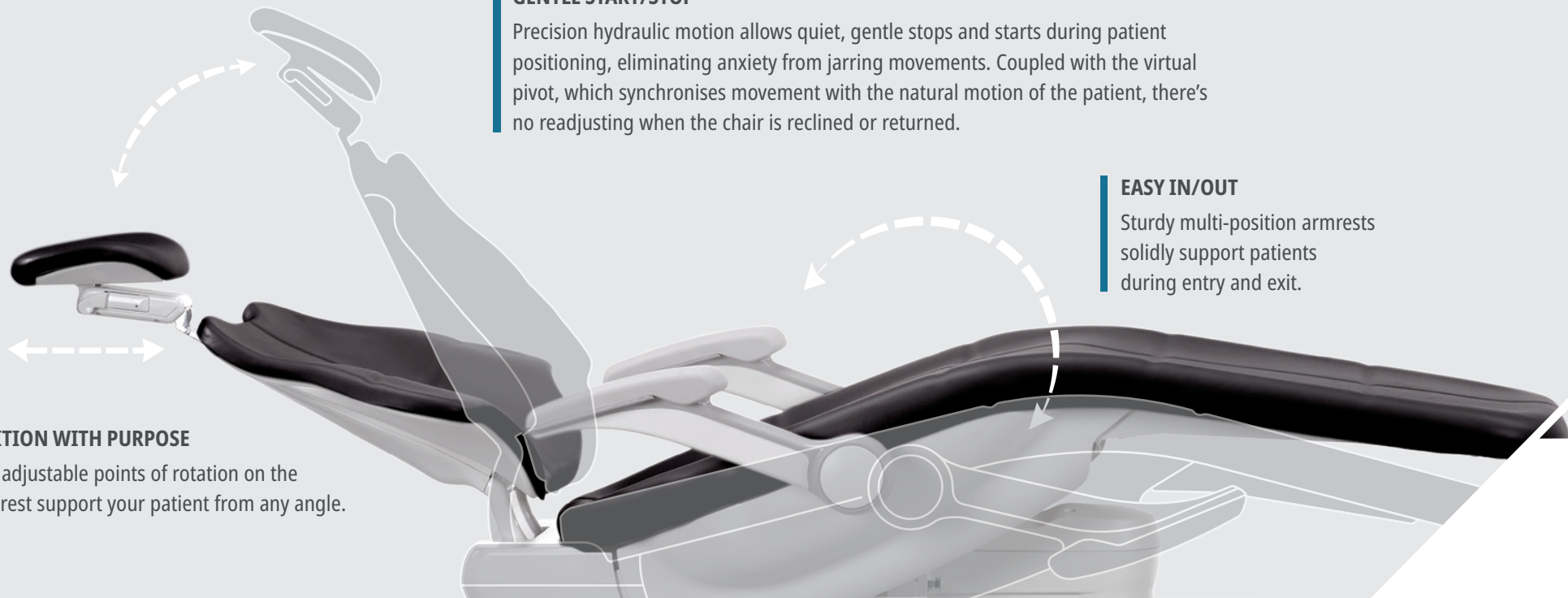
Precision hydraulic motion allows quiet, gentle stops and starts during patient positioning, eliminating anxiety from jarring movements. Coupled with the virtual pivot, which synchronises movement with the natural motion of the patient, there's no readjusting when the chair is reclined or returned.


EASY IN/OUT

Sturdy multi-position armrests solidly support patients during entry and exit.

POSITION WITH PURPOSE

Four adjustable points of rotation on the headrest support your patient from any angle.





RIGID STRUCTURE

Solid structure reduces movement-related vibrations for you and your patient.

BALANCED STABILITY

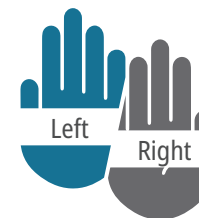
Arms balance tubing weight so that you can effortlessly move handpieces without tugging or fatiguing your wrists.



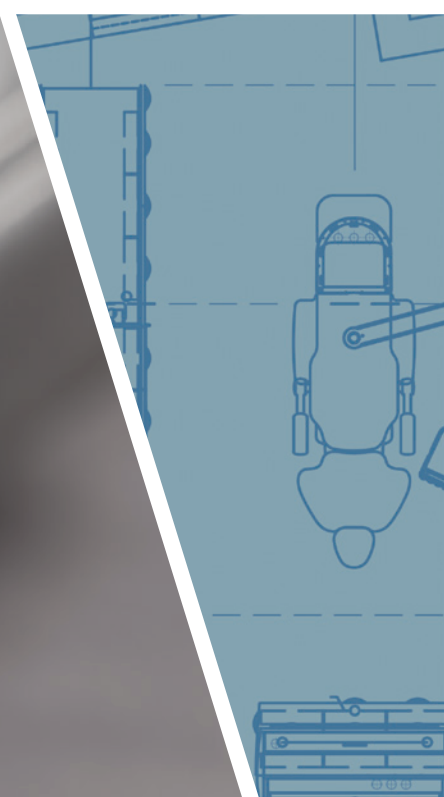
ACCOMMODATES
A WIDE RANGE
OF PATIENT SIZES



INCREASED WEIGHT
CAPACITY UP TO
227 KG (500 POUNDS)



CENTRALLY LOCATED
AMBIDEXTROUS DELIVERY
SYSTEM HANDLE AND
SCREEN

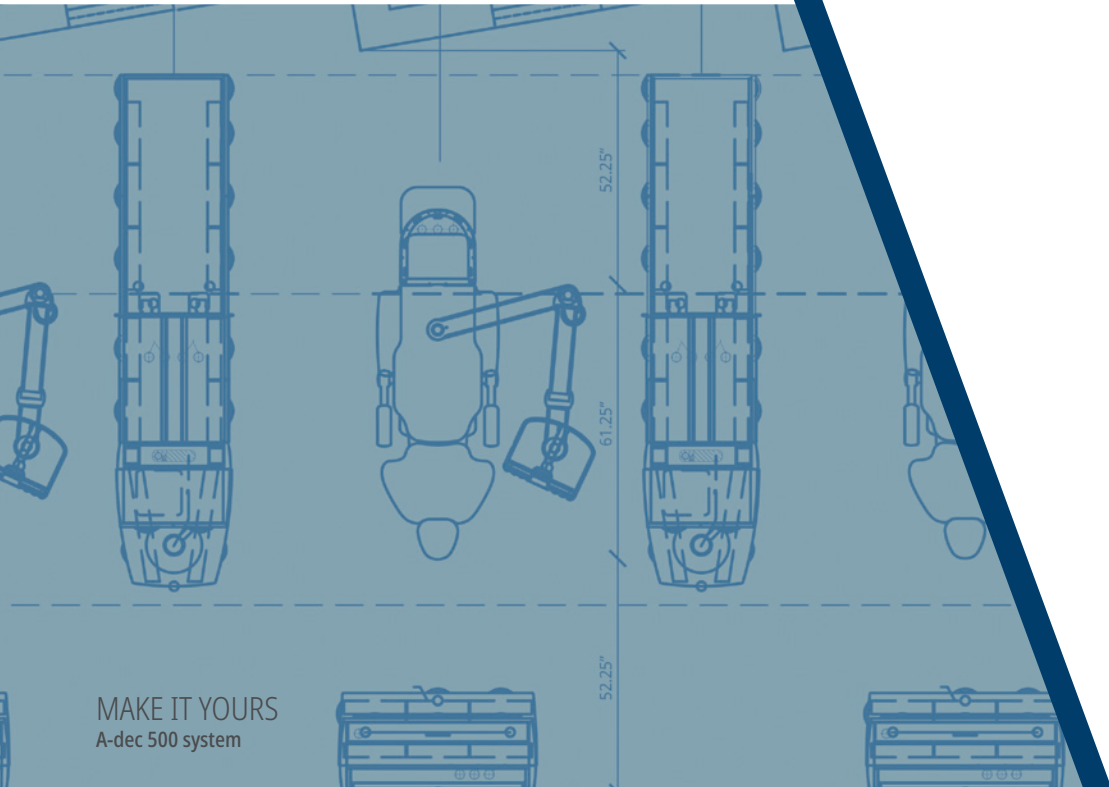




[05] MAKE IT YOURS.

Tailored individuality.

Colour and style, delivery options, foot controls and instruments. You deserve to work your way, right down to the last stitch. At A-dec, we believe in choice.



WORK THE WAY THAT YOU WANT.


Delivery options for the way that you practice.

There are three sides to this equation: you, your dental team and your patients. A-dec gives you options to choose a setup that works the way you do, while offering comfort and reassurance for your patients. Isn't that what we all want?



ALL-AROUND ERGONOMIC COMFORT.

533 Continental delivery, disc foot control, 572L LED light.





OUT OF SIGHT, OUT OF MIND.

541 12 o'clock delivery, lever foot control.



INTEGRATED AND STREAMLINED.

532 Traditional delivery, lever foot control, 572L LED light.


YOUR STYLE, YOUR CHOICE.



Sewn upholstery



Formed upholstery




Sewn colours



DESIGN YOUR TREATMENT ROOM
A-DEC-INSPIRE-ME.COM

Contrast stitching comes as standard with sewn upholstery.



Formed colours



MAKE IT YOURS
A-dec 500 system

FLEXIBLE OPTIONS.

▼ Delivery systems



Continental




12 o'clock



Sewn



Traditional



▲ Tray



Formed

▲ Delivery systems

▲ Upholstery

We believe in choice.

As no two doctors are exactly the same, our equipment options let you customise the most efficient setup for you and your team.

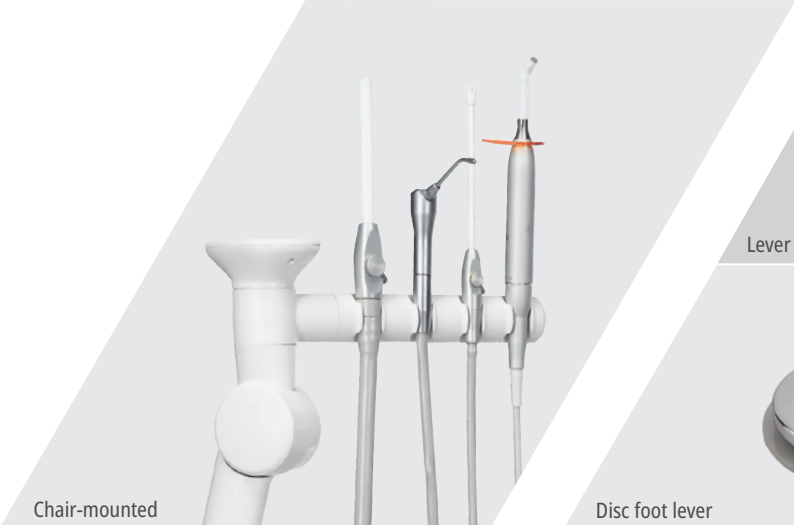
▼ Dental Lights



▼ Monitor Mounts



▲ Cuspidors



▲ Foot controls

▲ Integrated instruments and devices

▲ Assistant's holders

SPECIFICATIONS AND DETAILS.

A-dec 511 dental chair

Base height range	Low point: 343 mm (13.5"), 368 mm (14.5") with A-dec 300 dual mount. High point: 800 mm (31.5")
Backrest	Ultra-thin 25 mm (1") flexible backrest* (*Based on formed upholstery)
Headrest	Dual-articulating gliding headrest, lever release
Armrests	Two-position armrests
Chair swivel	60° (30° each side of centre)
Power supply	300-watt
Chair control	Touchpad on delivery system or foot switch
Lift system	Soft start/stop hydraulic drive
Mount style	Radius left/right Dedicated left or right post mount
Upholstery options	Sewn or formed
UL load rating	UL rated to 227 kg (500 lb) maximum patient load (load rating is based on UL requirement of 4 times (907 kg/2000 lb) overload static testing)

Support centre

	461 support centre	
	Standard	Optional
Cuspidor (with programmable cup fill and bowl rinse timer)	Vitreous china	
Cuspidor rotation	± 45°	
Water system	None	2-litre bottle
Accommodates amalgam separator		Yes (amalgam separator or water bottle)
Mount style	Rear left/right hub mount	
Light/monitor mount	No	No

Dental lights

	500 LED light
Colour temperature	5,000 K
Light pattern	95 mm x 145 mm at 700 mm focal distance (3.8" x 5.7" at 27.6")
Light intensity (mode selection)	Low: 15,000 lux (1394 fc) Medium: 25,000 lux (2323 fc) High: 30,000 lux (2787 fc) Cure-safe: 23,000 lux (2137 fc) yellow light
BTUs per hour	77
Power consumption	22-watt
Light control	Touchpad, local control or automatic on/off via chair pre-sets
Light source life expectancy	>40,000 hours

Monitor mounts

	A-dec 482	A-dec 381	A-dec 382 Radius
Tilt style	Floating	Floating	Locking
Maximum flat-panel monitor weight	9 kg (20 lbs)	9 kg (20 lbs)	14 kg (31 lbs)
Monitor mount tilt	±45°	±45°	±45°
Mount location	Light post	Light post	Chair (single or dual)

Delivery systems				
	500 Radius		500 12 O'Clock	
Models	A-dec 532 traditional A-dec 533 continental		A-dec 541 12 o'clock duo	
	Standard	Option	Standard	Option
Touchpad	Deluxe Plus	N/A	Deluxe	Standard, none
Foot control	Accessory button	Lever style	Wet/dry disc with chip blower	Lever
Left/right conversion	Yes	N/A	Yes	
Handpiece holder positions	Traditional – 5 + syringe Continental – 5 + syringe	Warm water syringe continental – 5 + syringe	Traditional – 4 + syringe	Warm water syringe
Handpiece tubing	Silicone		Silicone	
Intraoral light source	Quad-volt		Quad-volt	
Arm system	Positive positioning, balanced flex arm with air brake		Manual height adjustment	
Mount options	A-dec 511		Preference Collection A-dec Inspire, stand-alone	
Brake handles	N/A		None	
Water system	2-litre bottle		2-litre bottle	
Integration	4.5 m (15 ft) USB 2.0 cable/ up to six control modules	Powered USB hub	4.5 m (15 ft) USB 2.0 cable/up to five control modules	Powered USB hub

Assistant's instruments						
	551 assistant's instrumentation		541 12 O'Clock duo system		545 12 O'Clock assistant's instrumentation	
	Standard	Option	Standard	Option	Standard	Option
Air/water syringe		Quick-disconnect (QD) syringe Warm water QD syringe	QD syringe	Warm water QD syringe	QD syringe	Warm water QD syringe
Touchpad	Standard touchpad		None	Standard touchpad	None	Standard touchpad
Vacuum instruments	EasyFlex tubing 1 x saliva ejector (SE) 1 x high-volume evacuation (HVE)	HVE, dual turret	1 x saliva ejector (SE) 1 x high-volume evacuation (HVE)	HVE, dual turret	1 x saliva ejector (SE) 1 x high-volume evacuation (HVE)	HVE, dual turret
Vacuum tubing	EasyFlex		EasyFlex		EasyFlex	
Positioning	Horizontal adjustment	Horizontal and vertical adjustments	Manual vertical adjustment		Manual vertical adjustment	
Mount location	Chair back mount		Cabinet or floor mount		Cabinet or floor mount	

A legend, *redefined*

a-dec.com/500experience

A-dec headquarters

2601 Crestview Drive

Newberg, Oregon 97132 USA

T: 1.800.547.1883 within USA/CAN

T: +1.503.538.7478 outside USA/CAN

F: +1.503.538.0276

a-dec.com

A-dec Australia

T: 1.800.225.010 within AUS

T: +61.(0)2.8332.4000 outside AUS

A-dec China

T: 400.600.5434 within CN

T: +86.571.89026088 outside CN

A-dec United Kingdom

T: 0800.233285 within UK

T: +44.(0).24.7635.0901 outside UK



A-dec, the A-dec logo, A-dec Inspire, Cascade, Century Plus, Continental, Decade, ICX, ICV, Performer, Preference, Preference Collection, Preference ICC, Radius and reliablecreativesolutions are trademarks of A-dec Inc. and are registered in the United States and other countries. A-dec 500, A-dec 400, A-dec 300, A-dec 200 and EasyFlex are also trademarks of A-dec Inc. None of the trademarks or trade names in this document may be reproduced, copied or manipulated in any manner without the express written approval of the trademark owner.

Certain touchpad symbols and icons are proprietary to A-dec Inc. Any use of these symbols or icons, in whole or in part, without the express written consent of A-dec Inc., is strictly prohibited.

Advanced Air®, Alegra®, Endea®, Proxeo®, Synea® and W&H® are registered trademarks of W&H Dentalwerk Bürmoos GmbH (Austria). Primea™ is also a trademark of W&H Dentalwerk Bürmoos GmbH (Austria)

©2019 A-dec Inc. All rights reserved. 85.0850.25/BB/5M/04-19/Rev A.